

## UNIDAD TEMÁTICA SEGUNDO PERÍODO GRADO SEXTO

LEONIDAS B. MURILLO LÓPEZ

Bienvenido a la unidad del segundo período 2020. A continuación, encontrarás relacionados los temas contenidos en la unidad, como también las respectivas actividades para adquisición, práctica y afianzamiento del idioma inglés.

**Nota: Algunos talleres aparecen como anexos para realizarlos como parte de algunos temas. Se indicará cuando sea necesario realizarlos. En otras ocasiones, habrá actividades en la internet.**

Indicadores de desempeño.

En esta unidad debes demostrar competencia en los siguientes aspectos:

- ❖ Expresa rutinas diarias en diálogos cortos.
- ❖ Hace descripciones sencillas sobre diversos asuntos cotidianos de mi entorno como el colegio mi casa, etc.
- ❖ Contesta, en forma sencilla sobre nacionalidades, mi familia y situaciones de la vida cotidiana.
- ❖ Reconoce el presente simple en todas sus formas.

Saber Conceptual

House and school parts and objects.

Demonstratives: this/that – these/those

There is / There are. - Singular and plural nouns.

Prepositions of place.

Nationalities.

Where are you from?

Parts of the house and Furniture.

Chores.

Daily routines.

Simple present.

Frequency adverbs.

**Products:**

**1. Student is able to describe his/her neighborhood, house, and school.**

**2. Student is able to narrate his/her daily routine using adverbs of frequency and time.**

## Let's start.

Before starting, I would like you do these activities to remember what we learned first term. Click on the links below and practice.

**.metoo**

### EXPRESIONES QUE NO TIENES QUE USAR CON EL VERBO "TO HAVE".

Expresiones de uso frecuente que en español son con el verbo tener, y por tanto nuestra tendencia es a usar el verb to have, pero en inglés se construyen con el verbo to be.

PARA DECIR	DON'T SAY ❌	SAY ✅
Tengo hambre	I have hunger	I am hungry
Tenemos sed	We have thirst	We are thirsty
Tengo sueño	I have sleep	I'm sleepy
¿Tienes frío?	Do you have cold?	Are you cold?
Tengo calor	I have hot	I am hot/warm
Tengo miedo	I have afraid	I am afraid
Tiene vergüenza	He has embarrassment	He is embarrassed
Tienes razón	You have the reason	You are right
Tenemos prisa	We have hurry	We are in a hurry
Tendremos cuidado	We will have care	We will be careful
Tuvo suerte	She had luck	She was lucky
Tienen éxito	They have success	They are successful
Tengo 21 años	I have 21 years old	I am 21 years old

metoo.es

<https://www.englishexercises.org/makeagame/viewgame.asp?id=4240>

<https://www.learningchocolate.com/content/classroom-basics>

## Topics:

### 1. House and school parts and objects.

Objective: differentiate house parts from school.

## What are the parts of a house vocabulary in English?

A house is a place that is built for people to live in. It serves as a home basically for families. There are many different parts of a house. These parts can be different according to the climate, location, culture, function of the house, number of people living in, wealth of the residents etc. For example, some houses may have a chimney, balcony, swimming pool, garden, garage or roof but some others may not.

You can learn parts of the house and its pronunciation on this website.

<https://www.english-learn-online.com/vocabulary/house-parts/learn-house-parts-vocabulary-in-english/>

<https://www.youtube.com/watch?v=R9intHqlzhc>

**Word list of house parts vocabulary.** Translate into Spanish the house vocabulary.

- |                |                           |
|----------------|---------------------------|
| • House=       | • staircase=              |
| • Home=        | • stairs=                 |
| • Room=        | • upstairs=               |
| • Balcony=     | • downstairs              |
| • Bathroom=    | • door                    |
| • bedroom      | • wall                    |
| • dining room  | • ceiling                 |
| • living room  | • floor                   |
| • sitting room | • drive                   |
| • garage       | • lawn                    |
| • kitchen      | • path                    |
| • roof         | • hall                    |
| • chimney      | • fence                   |
| • garden       | • doorbell                |
| • basement     | • doormat                 |
| • cellar       | • letter box              |
| • attic        | • patio                   |
| • study        | • backyard                |
| • pool         | • flat (British E.)       |
| • toilet       | • apartment (American E.) |
| • window       |                           |

**Asking questions about parts of a house activity.** Choose a classmate. Ask and answer each other.

Is the chair on the balcony? – Yes, it is on the balcony?

Is the washing machine in the kitchen? – No, it is in the bathroom.

Are the slippers in the living room? – No, they aren't. They are in my bedroom.

Is there a clock in the living room? – Yes, there is one.

Are there pictures on the wall? – Yes, there are pictures on the wall.

Where is the television? – It is in the living room.

Where is the sofa? – It is near the armchair.

Where is the chimney? – It is on the roof.

Where are the plates? – They are in the kitchen.

Where are the toothbrushes? – They are in the bathroom.

**Games: Click on the link below and learn while playing funny games.**

<http://www.eslgamesworld.com/members/games/ClassroomGames/SpinOff/Home,%20Actions,%20Furniture%20for%20Elementary/index.html>

[https://www.eslprintables.com/vocabulary\\_worksheets/the\\_house/parts\\_of\\_the\\_house/Home\\_sweet\\_home\\_parts\\_of\\_a\\_h\\_535782/](https://www.eslprintables.com/vocabulary_worksheets/the_house/parts_of_the_house/Home_sweet_home_parts_of_a_h_535782/)

**Where am I?** This is an easy game for kids to play with their parents. The objective of the game is to find out which room of the house is being described. To play, ask your little one to picture him or herself in a particular room in the house, then, ask him or her to describe that room saying: I see a chair, I see a table, I see a vase, I see a sofa... It's the living-room! As your little one is describing the room, you will have to guess which part of the house is it. The sooner you guess, the better!

**2. Demonstratives: This/that. These/those.**

<https://learnenglishteens.britishcouncil.org/grammar/beginner-grammar/these-those>

A demonstrative adjective, like **this** or **that**, helps indicate a noun or pronoun in a sentence. It's especially helpful when you want to make it clear which person or thing you would like to talk about, whether it's **near or far**, singular or plural.

The primary singular forms of demonstrative adjectives are:

- **This** - used for a person or thing that is nearby or current  
Example: **This** day could not get any better!
- **That** - used for a person or thing that is further away  
Example: **That** house across the street is so adorable.

The primary plural forms of demonstrative adjectives are:

- **These** - used for more than one thing that's nearby  
Example: **These** shoes fit me very well.

- **Those** - used for more than one thing that's farther away  
Example: **Those** boots are too expensive.

**Let's practice.** Solve the activities in the worksheet. (PDF)

**There Be: There is / there are)**

<https://www.youtube.com/watch?v=ZjhOgnROluo>

Las expresiones **there is** y **there are** hablan de la existencia o no-existencia de las cosas, como en español **hay**.

Por ejemplo...

Hay algo de café en la cocina. = *There is some coffee in the kitchen* Hay dos personas en el ascensor. = *There are two people in the elevator*. La gran diferencia con el español es que en inglés diferenciamos entre **there is** en singular y **there are** en plural.

There is / there are = affirmative

There is not / there are not = negative

Is there? / Are there? Interrogative

**Exercise: click on this webpage to practice about last topic. If you do not**

[https://www.eslprintables.com/vocabulary\\_worksheets/the\\_house/parts\\_of\\_the\\_house/PARTS\\_OF\\_THE\\_HOUSE\\_POSTER\\_416158/](https://www.eslprintables.com/vocabulary_worksheets/the_house/parts_of_the_house/PARTS_OF_THE_HOUSE_POSTER_416158/)

[https://www.eslprintables.com/vocabulary\\_worksheets/the\\_house/parts\\_of\\_the\\_house/Parts\\_of\\_the\\_house\\_and\\_furniture\\_508337/](https://www.eslprintables.com/vocabulary_worksheets/the_house/parts_of_the_house/Parts_of_the_house_and_furniture_508337/)

**Exercise: do the activity on the PDF about house and furniture.**

**Singular and plural nouns.**

<https://www.youtube.com/watch?v=HBSf0Kboirc>

**Definition.**

Singular refers to one element. Plural refers to many elements.

Rules for regular plurals.

**1. To make regular nouns plural, add -s to the end.**

cat – cats

house – houses

**2. If the singular noun ends in -s, -ss, -sh, -ch, -x, or -z, add -es to the end to make it plural.**

truss – trusses

bus – buses

marsh – marshes

lunch – lunches

tax – taxes

blitz – blitzes

**3. In some cases, singular nouns ending in -s or -z, require that you double the -s or -z prior to adding the -es for pluralization.**

fez – fezzes

gas –gases

**4. If the noun ends with -f or -fe, the f is often changed to -ve before adding the -s to form the plural version.**

wife – wives

wolf – wolves

**Exceptions:**

roof – roofs

belief – beliefs

chef – chefs

chief – chiefs

**5. If a singular noun ends in -y and the letter before the -y is a consonant, change the ending to -ies to make the noun plural.**

city – cities

puppy – puppies

**6. If the singular noun ends in -y and the letter before the -y is a vowel, simply add an -s to make it plural.**

ray – rays

boy – boys

**7. If the singular noun ends in -o, add -es to make it plural.**

potato – potatoes

tomato – tomatoes

**Exceptions:**

photo – photos

piano – pianos

halo – halos

With the unique word volcano, you can apply the standard pluralization for words that end in -o or not. It's your choice! Both of the following are correct:

volcanoes

volcanos

**8. If the singular noun ends in -us, the plural ending is frequently -i.**

cactus – cacti

focus – foci

**9. If the singular noun ends in -is, the plural ending is -es.**

analysis – analyses

ellipsis – ellipses

**10. If the singular noun ends in -on, the plural ending is -a.**

phenomenon – phenomena

criterion – criteria

**11. Some nouns don't change at all when they're pluralized.**

sheep – sheep

series – series

species – species

deer –deer

You need to see these nouns in context to identify them as singular or plural. Consider the following sentence:

Mark caught one **fish**, but I caught three **fish**.

Plural Noun Rules for Irregular Nouns

Irregular nouns follow no specific rules, so it's best to memorize these or look up the proper pluralization in the dictionary.

child – children

goose – geese

man – men

woman – women

tooth – teeth

foot – feet

mouse – mice

person – people

### Activity

**These websites give you the opportunity to practice and learn about plural.**

<https://web2.uvcs.uvic.ca/courses/elc/studyzone/330/grammar/plural1.htm>

<https://web2.uvcs.uvic.ca/courses/elc/studyzone/330/grammar/irrplu1.htm>

**Complete the sentences with the nouns in brackets. Use the plural.**

1. Which Mediterranean  are the cleanest? (beach)
2. Do you like ? (tomato)
3. How much do children's  cost? (shoe)
4. How many  does a cat have? (life)
5. Which three  are the largest in the world? (city)
6. What percentage of  has three kids? (family)
7. What are the best  you have ever been to? (party)



8. How many  should we write in a formal letter? (kiss)
9. What is the best way to keep  out of the house? (fly)
10. How much would it cost to buy four  of bread? (loaf)
11. How many  are there in your town? (church)
12. What do most  think about all day? (man)
13. How many  did King Henry VIII have? (wife)
14. Should  be allowed to use animals? (circus)
15. How many  do you eat? (mango)
16. How many  does a millipede have? (foot)
17. At what age do  usually start to walk? (baby)
18. How many stomachs do  have? (sheep)
19. How much do  cost per kilogram? (cherry)
20. Are you good at ? (quiz)

### **Prepositions of places.**

This is a very important topic in English. Therefore, I will try to explain to you in a comprehensible way to help you get the knowledge about it. Let's begin.

We use **prepositions of place** to say where things are. Where's the notebook? Where is my pencil?

Examples. My notebook is on the table. Your pencil is under the chair.

Let's watch some videos to understand the theme.

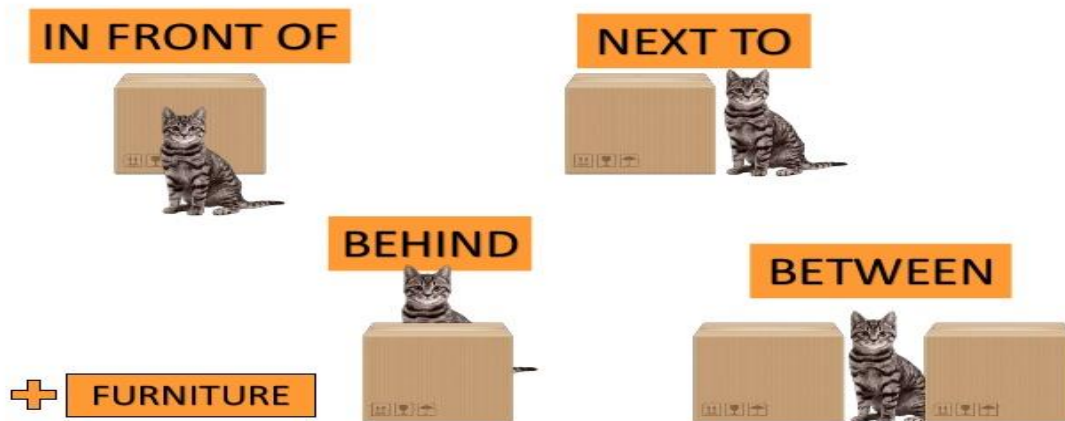
<https://www.youtube.com/watch?v=fhe7vQjQBxM>

<https://www.youtube.com/watch?v=xERTESWbqhU>

<https://www.youtube.com/watch?v=4530pfmquro>

The prepositions of place we are going to study in this unit are: on, under, in, in front of, behind, outside, next to, between.

Examples:




The cat is in front of the box

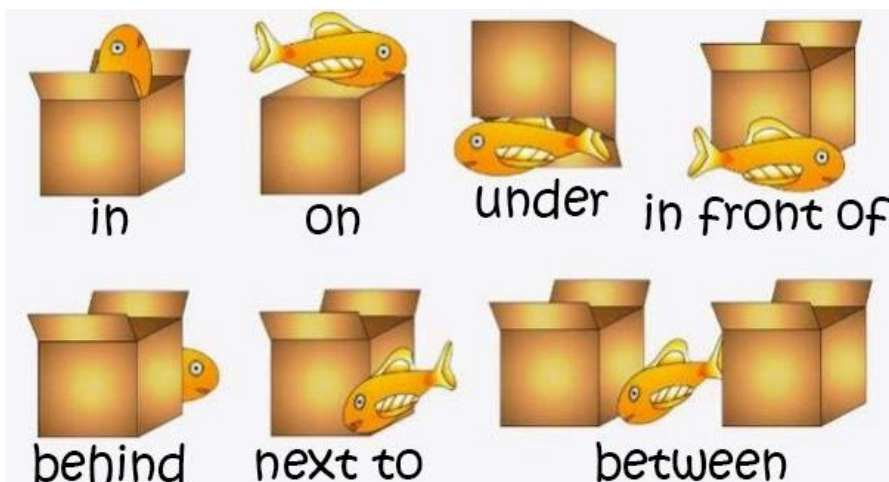
The cat is behind the box

The cat is between two boxes

The cat is next to the box



The cat is **on** the roof.



The fish is under the box

The fish is in the box



The dog is outside the dog house

### **Activities.**

Appendix (anexo). Preposition and parts of the house doc.

Click on the links below and do the activity.

<https://www.englishexercises.org/makeagame/viewgame.asp?id=5911>  
[https://www.liveworksheets.com/worksheets/en/English\\_as\\_a\\_Second\\_Language\\_\(ESL\)/Prepositions\\_of\\_place/Prepositions\\_of\\_place\\_-\\_listening\\_exercise\\_sf7167cf](https://www.liveworksheets.com/worksheets/en/English_as_a_Second_Language_(ESL)/Prepositions_of_place/Prepositions_of_place_-_listening_exercise_sf7167cf)  
<https://agendaweb.org/exercises/grammar/prepositions/place-2>

### **Exercise.**

You have to draw your house and describe it using demonstratives, prepositions of place, singular and plural, there is / there are. Here an example.

Tienes que dibujar y describir tu casa usando demostrativos, preposiciones de lugar, singular y plural, expresiones there is / there are (hay). Aquí tienes un ejemplo.

### **Reading passage**

#### **My house:**

My name is Lucia. I live with my family in Cordoba, Spain. We have a sweet house. My house is big and beautiful. There are trees around the house. My house has two floors. The bedrooms, living room, bathroom and the kitchen are upstairs. The car garage is next to the backyard. My house has also a study in the attic. The rooms are light and spacious. We spend most of the time upstairs. There are three bedrooms. One bedroom is behind the yard. There is another bedroom next to the sea. That bedroom next to the sea has four beds in it. It is very huge.

#### **Now is your opportunity. Your description.**

Do the activity in the appendix section about prepositions and write your description on the space given.

## HOUSEHOLD CHORES

Doing chores is a tradition in many families. Chores help kids learn responsibility, and sharing chores gives you help around the house.

**Here you have some chores to help at home.** Translate in to Spanish the following expressions.

Change sheets and put dirty sheets in the hamper=  
make the bed=

\*put clothes, toys, and projects away=

\* straighten dresser drawers and closet=

**\*put away= ordenar, organizar.**

\*straighten= organizar.

<https://www.youtube.com/watch?v=qKrbn1W8QjU>



### Ages 2-3

- Put toys in toy box
- Stack books on shelf
- Place dirty clothes in laundry hamper
- Throw trash away
- Carry firewood
- Fold washcloths
- Set the table
- Fetch diapers & wipes
- Dust baseboards

### Ages 6-7

- Gather trash
- Fold towels
- Dust mop floors
- Empty dishwasher
- Match clean socks
- Weed garden
- Rake leaves
- Peel potatoes or carrots
- Make salad
- Replace toilet paper roll

### Ages 10-11

- Clean bathrooms
- Vacuum rugs
- Clean countertops
- Deep clean kitchen
- Prepare simple meal
- Mow lawn
- Bring in mail
- Do simple mending (hems, buttons, etc.)
- Sweep out garage

### Ages 4-5

- Feed pets
- Wipe up spills
- Put away toys
- Make the bed
- Straighten bedroom
- Water houseplants
- Sort clean silverware
- Prepare simple snacks
- Use hand-held vacuum
- Clear kitchen table
- Dry and put away dishes
- Disinfect doorknobs

### Ages 8-9

- Load dishwasher
- Change light bulbs
- Wash laundry
- Hang/fold clean clothes
- Dust furniture
- Spray off patio
- Put groceries away
- Scramble eggs
- Bake cookies
- Walk dogs
- Sweep porches
- Wipe off table

### Ages 12 and up

- Mop floors
- Change overhead lights
- Wash/ vacuum car
- Trim hedges
- Paint walls
- Shop for groceries w/list
- Cook complete dinner
- Bake bread or cake
- Do simple home repairs
- Wash windows
- Iron clothes
- Watch younger siblings

**Activity.**

Do the home chores activity. It is in the appendix section. (Word doc)

**Daily routine**

A daily routine is what you do every day or frequently. Here you have some material and sources that help you describing your daily routine.

Watch this video to learn some vocabulary about daily routines. Pay special attention because you will have to describe your daily routine.

[https://www.youtube.com/watch?v=qD1pnquN\\_DM](https://www.youtube.com/watch?v=qD1pnquN_DM)

**Daily routine vocabulary.**

Wake up=

Get up

Brush my teeth=

Have breakfast

Take a shower

Go to school

Get dressed

Do homework

Ride a bike

Play soccer

Swimming

Do the laundry

Have lessons

Have lunch

Have dinner

Watch TV

Go to bed

Sleep

**Activity**

Do the activities on the website to learn and reinforce the lesson.

[https://www.liveworksheets.com/worksheets/en/English as a Second Language \(ESL\)/Daily routines/Daily routine. Multiple choice\\_fy5372kp](https://www.liveworksheets.com/worksheets/en/English_as_a_Second_Language_(ESL)/Daily_routines/Daily_routine._Multiple_choice_fy5372kp)

<https://www.englishworksheets.com/daily-routines-7.html>

**See appendix to do the test about daily routines**